



Using Microsoft Tools and Resources to Support Blended and Remote Classroom Instruction and Learning

Join this virtual session to learn more about the resources and tools, such as Teams, Flipgrid, and more, available from Microsoft EDU to support online education.



When: Thursday, August 13th




Time: 11:00 AM PDT / 2:00 PM EDT



Geri Gillespy, Ed.D.
Program Manager 2
Microsoft EDU Engagement Team



Norms and Expectations...

- **Time is a valuable resource...**
 - ✓ **Active listening** - Please feel free to engage and ask questions in the Q & A panel
- **Keep an open mind and heart...**
 - ✓ **Yes, and...**
- **Enjoy the journey – Have fun**
 - ✓ **Use the available resources**
 - ✓ **Find support:**
 - [Enable Remote Learning Community](#)
 - [@GeriGillespy](#) (Twitter) 
 - [linkedin.com/in/gerigillespy](https://www.linkedin.com/in/gerigillespy) (LinkedIn) 
 - [Geri Crowley Gillespy](#) (Facebook) 






**Use what we
know as
Educators...**

A group of people, mostly women, are shown from the chest up, with their hands raised in the air. They appear to be in a meeting or a workshop setting. The background is slightly blurred, showing other people and what might be a whiteboard or screen. The overall tone is professional and collaborative.

We embrace change...

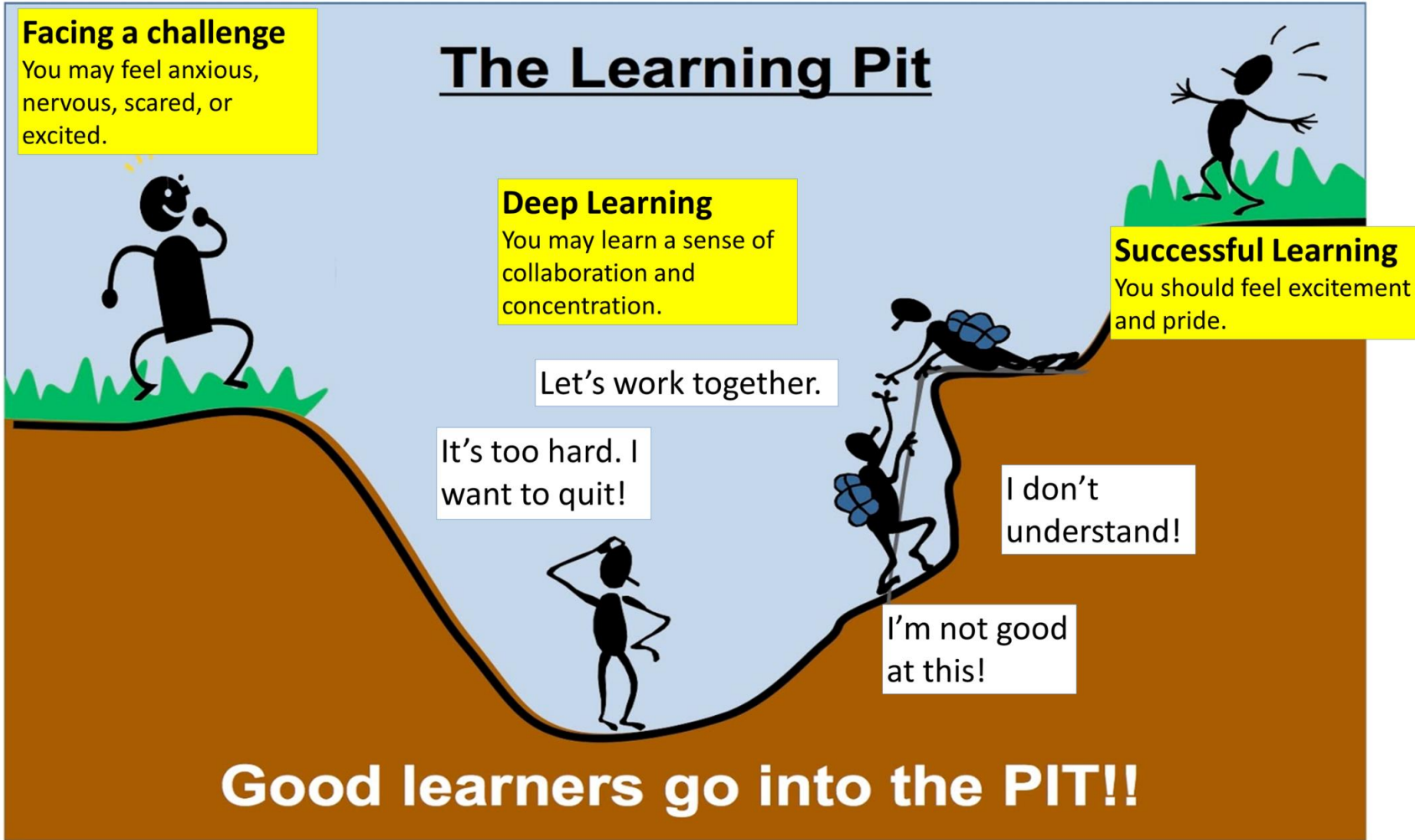
We are all here to support students...





It is the Art of Reflection...





Focus of today...

Microsoft tools and resources to support blended and remote learning



K-12 Educators:

5 BTS Tips and Tasks for Success



**Get Your System
Ready**

**Get
Organized**

**Training and
Support**

**Communicate
and Share**

**Next Steps and
Support**

1. Get Your System Ready

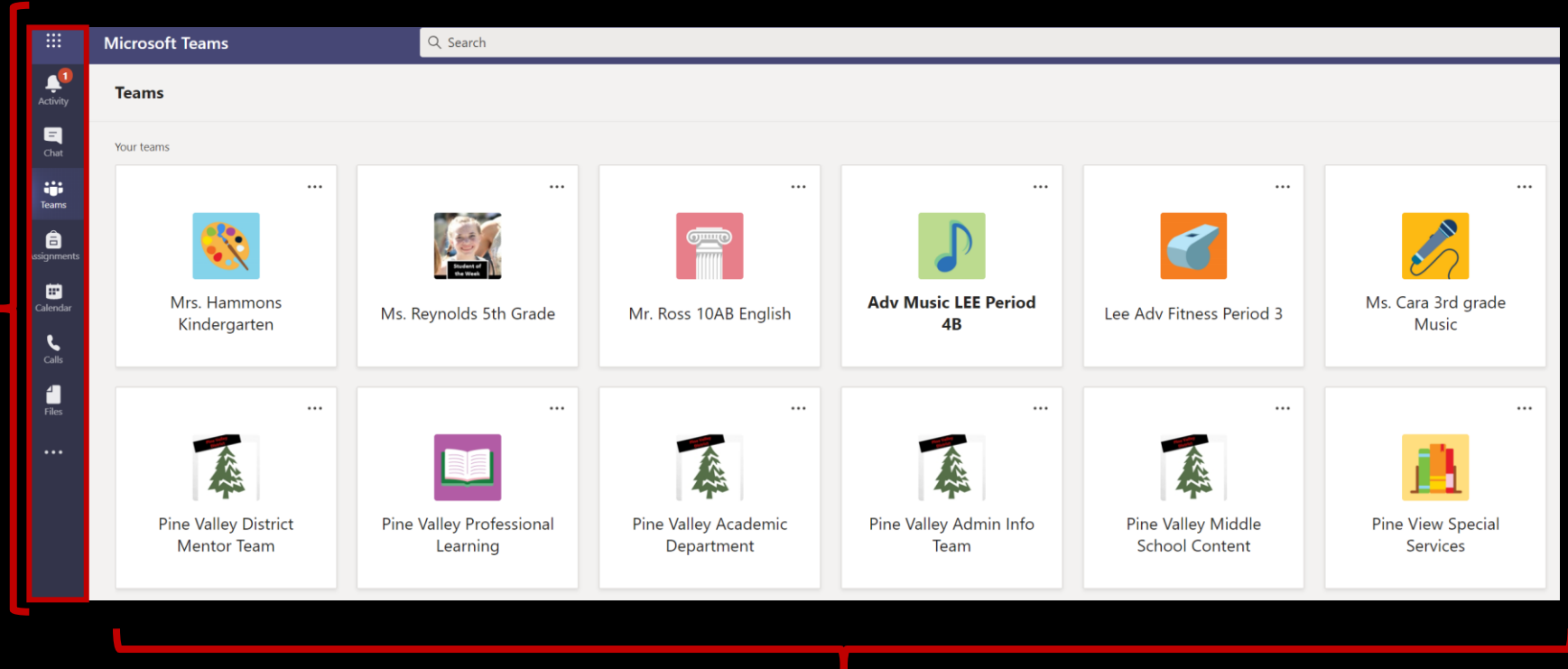
- ❑ Check with IT support to ensure all **Office 365 programs** are up-to-date.
- ❑ Review **Microsoft Team** structures to work with your students and colleagues.
 - ✓ Set-up files, channels, tabs, and class notebook with your instructional materials for students.
 - ✓ Organize **OneNote and Class Notebook** using best practices to work offline, as well as collaboratively online.
 - ✓ Check-in with your leadership team, colleagues, and school teams to set-up or add your Microsoft Teams for collaboration, communication, and file sharing.
- ❑ Review any safety and compliance policies for working with students online with the school or governing agencies that apply to you.



The "Me" Space:

This area applies to you and your account applications with Microsoft.

- It is the "Activity" in your teams.
- Your private "Chats" with one or more people in a created chat group.
- Your "Teams" that you are a member or owner of in the application.
- Your "Calendar" appointments from your Outlook Calendar account.
- Your "File" access to OneDrive or another cloud service account you added.



The "We" Space:





This area applies to the space you share with others in your Microsoft Teams.

- It is the "Conversations" posted in different channels of your teams.
- The shared "File" access to the SharePoint drive that was created for your Team.
- The "Channels" and "Tabs" with shared information created by the owners or members of your team.
- Although member capabilities can be controlled, this is a shared space and is open to all members of the team.

Professional Learning Community:
 ✓ OneNote in the Team has research-based PLC information and guidance.

Leader/Member experience: (Similar to Class Team)
 ✓ Administrators
 ✓ Managers/Supervisors
 ✓ Instructional Coaches

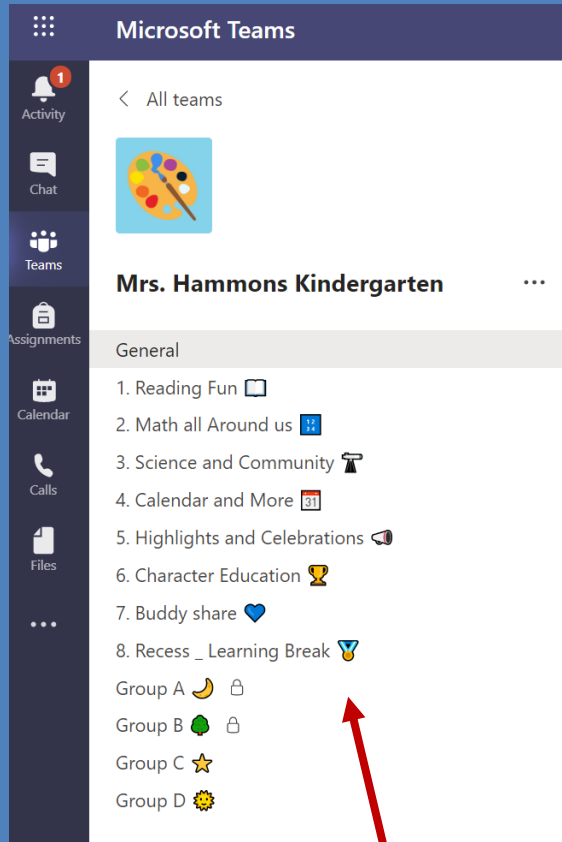
Facilitator/Learner experience:
 ✓ Teachers
 ✓ Coaches
 ✓ Professional Development
 ✓ Administrators with learning tasks

	 Class Discussions, group projects, assignments	 Professional Learning Community (PLC) Educator working group	 Staff School administration and development	 Other Clubs, study groups, after school activities
Description	Teachers and students collaborating on group projects, assignments, and more.	Educators collaborating within a professional learning community.	Staff leaders and staff members collaborating on school administration and development.	Students and school employees collaborating in interest groups and clubs.
Team owners & team members	Teachers are team owners and add students as team members.	Educators form the team and other educators join the team.	Staff leaders are team owners and add staff members as team members.	Any combination of students and school staff can form a team and add members.
Permissions	Teachers moderate student conversations and who can post where. Students only have write permission in certain areas.	Educators share equal read-write permissions.	Staff leaders control posting settings. Staff members only have write permission in certain areas.	Team members share equal read-write permissions unless the team owner(s) alter the settings.
Features	Class Notebook Assignments Conversations Files Video and audio calls Chat (if enabled) Pinning new tabs with documents or sites like Microsoft Forms	OneNote notebook Conversations Files Meetings Video and audio calls Chat (if enabled) Pinning new tabs with documents or sites	Staff Notebook Conversations Files Meetings Video and audio calls Chat (if enabled) Pinning new tabs with documents or sites	OneNote notebook Conversations Files Meetings Video and audio calls Chat (if enabled) Pinning new tabs with documents or sites
Purpose or Educational goals for the Team:	Assign, track, and review student work Export grades Collaborate and communicate in the classroom Make announcements Administer quizzes and polls Work in student groups Share and organize rich content Invite virtual experts into the classroom	Collaborate in professional learning communities Communicate Make announcements Share work Organize virtual or face-to-face meetings Work in smaller groups Share and organize content	Oversee professional development, staff, and administrative goals Communicate Make announcements Share content and progress reports Work in smaller groups Organize virtual or face-to-face meetings	Collaborate and communicate with team members Make announcements Share content Organize virtual or face-to-face meetings Work in smaller groups

Any Team:
 ✓ Committees
 ✓ Work groups
 ✓ Departments
 ✓ OneNote sections are divided by channels


**Choose a Team Type –
 Link to Microsoft resource**

Building community...




Windows key plus the "." key = Emoji box

Possible Teams Class Structures



Microsoft Teams

< All teams



Mrs. Hammons Kindergarten ...

General

1. Reading Fun 📖
2. Math all Around us 🧮
3. Science and Community 🔧
4. Calendar and More 📅
5. Highlights and Celebrations 📢
6. Character Education 🏆


Group A 🌙 🔒

Group B 🌿 🔒

Group C ⭐

Group D 🌻

< All teams



Ms. Reynolds 5th Grade

General


1. ELA
2. Math
3. Science
4. Social Studies
5. Specials_Art Health Music PE
6. Be a Leader (Character Education)
7. Class Meetings and Homework Support

Group 1 🔒

Group 2 🔒

Group 3 🔒

< All teams



Mr. Ross 10AB English ...

General


1. Unit 1_Heros Journey
2. Unit 2_Myths and Legends
3. Unit 3_Creative Writing
4. Collaboration Work
5. Be A Leader (Character Education)
- 6. Class Meetings and Homework Support**
7. Highlights and Celebrations

Group A 🔒

Group B 🔒

Group C 🔒

Possible Teams Class Structures



Activity

Chat

Teams

Assignments


Calendar

Calls

Files

...

< All teams



Lee Adv Fitness Period 3

General

1. Physical Fitness Concepts
2. Stretching techniques and routines
3. Polymeric Exercises
4. Cardio Endurance training and tests
5. Policies and procedures
6. Shout-outs and celebrations
7. Class meetings

Activity

Chat

Teams

Assignments


Calendar

Calls

Files

...

< All teams



Adv Music LEE Period 4B

General

1. Music Elements
2. Aesthetics and Expressive Elements
- 3. Culture and History**
- 4. Technique**
5. Intonation
6. Shout-outs and celebrations
7. Class meetings

Activity

Chat

Teams


Assignments

Calendar

Calls





Files

< All teams



Ms. Cara Elementary Music

General

1. Mr. Marshall 3rd Grade 
2. Mrs. Crowley 3rd Grade 
3. Mr. Hunter 3rd Grade 
4. Mrs. Hickman 3rd Grade 
5. 3rd Grade Music Programs
6. Highlights and Celebrations

Resources and Best Practices:

OneNote



- **OneNote “Best Practice Guide”:** [LINK](#)
- **OneNote Best Practices for Educators and Students with Mike Tholfsen:** [LINK](#)
- **OneNote EDU Matrix:** <http://aka.ms/onenotematrix>
- **OneNote Ultimate:** <https://aka.ms/onenoteultimate>
- **Quick Tip videos:** <http://aka.ms/MikeYouTube>
- **Updates and Information**




2. Get Organized

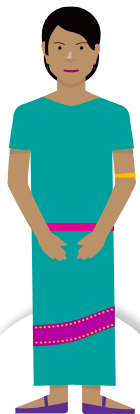
with Office 365 EDU Tools

- ❑ Keep it simple. Identify and set-up the tools you need to support instruction.
 - ✓ Three (3) must haves to start the year:
 - **Microsoft Teams:** Hub for communication, collaboration, and instruction
 - **Flipgrid:** Communication, assessment, digital storytelling, instructional support, community building
 - **OneNote/Class Notebooks:** Organization for content, materials, and learning resource.
 - ✓ Review other tools that will support instruction and learning for the year.
 - **Forms:** collect data, formative assessment, polls, collect files
 - **Minecraft:** Instructional support, assessment, creative thinking, digital storytelling, computational thinking and problem solving
 - **PowerPoint:** Instructional support, assessment, creative thinking, digital storytelling, presentations and communication
 - **Sway:** Instructional support, assessment, creative thinking, digital storytelling, interactive newsletters
 - **Stream:** Video platform and storage, assessment, instructional support.



Microsoft EDU Tools:



Tool:	Use it for:	Why it matters:
<p>Teams for Education</p> 	<p>Hub for education system: communication, file sharing, collaboration, and instruction</p>	<ul style="list-style-type: none"> • Systems of communication and collaboration for staff and students • Easy file sharing for data collection and resource documents • Face-to-face meeting opportunities with multiple meeting views. • Assign, collect, and grade student work • Hub for Microsoft EDU products and supplemental programs for learning
<p>Flipgrid</p> 	<p>Communication, assessment, digital storytelling, instructional support, community building</p>	<ul style="list-style-type: none"> • Easy to use digital space to discuss and share information, as well as develop community • Ability to see and hear from every student in the class • Encourages class discussion and amplifies student voice
<p>OneNote</p> 	<p>Organization for content, materials, and learning resources - possibilities are endless</p>	<ul style="list-style-type: none"> • Digital 3-ring binder • Organization for ideas, notes, data & instructional resources • Interactive space for collaboration and projects • Capture and organizes notes across



Looking to join your discussion? [Enter a Join Code!](#)

Educator Login

If you don't have an account, let's [create one!](#)



Did you sign up with an email and password?

[Log in here.](#)



Flipgrid



Discussion

Start a discussion by creating a Topic. Organize your Topics using Groups.





Topics Groups

Groups (8)

Groups allow you to organize and share multiple Topics.

Search Groups

Create a Group

Name	Responses	Last Updated			
 Educator Collaboration Public - 1 Topic	0	Aug 12, 2020	Hidden	Share	Actions
 Enable Remote Learning Wit... Public - 1 Topic	25	Aug 6, 2020	Active	Share	Actions
 Communication with GeriG Public - 2 Topics	14	Jul 20, 2020	Active	Share	Actions
 Pine Valley Principal Private - 2 Topics	1	Jul 10, 2020	Active	Share	Actions



Collaborate

Discussion Discovery Activity Mixtapes Shorts **GridPals**

GridPals
Connect with fellow Flipgrid educators and classrooms around the world by activating your GridPals profile.
[Learn more about GridPals](#)

Hidden
Educators cannot view my profile

Active
Educators can connect with me

GridPal
76 GridPal educators on the map. Use the filters to find a match.

Subjects

Grid Pals

Create Resources

Discussion **Discovery** Activity Mixtapes **Shorts** GridPals

Shorts
Use the power of the Flipgrid Camera to record videos, capture your screen and easily share your ideas with anyone at any time!
[Learn more about Shorts](#)

Shorts (21)

Shorts

Find Ideas

Discussion **Discovery** Activity Mixtapes Shorts GridPals

Discovery
Explore 24767 Topics created by the Flipgrid community to start your discussion.
 [View all](#)

My Collections
Save your favorite Topics to a Collection.

Discovery

Earth Lesson With MS Whiteboard



shorts.flipgrid.com/watch/11658552812765896 Copy



<https://teams.microsoft.com/share?href=https%3A%2F%2Fshorts.flipgrid.com%2Fwatch%2F...>

Share to Microsoft Teams



Share to

Say something about this



Geri G.'s Video
Check out this Shorts Video!
shorts.flipgrid.com



Share

Microsoft Teams

Activity 1

Chat

Teams


Assignments

Calendar

Calls

Files

> All teams



Mrs. Hammons Kindergarten ...

General

1. Reading Fun 📖
2. Math all Around us 📅
3. Science and Community 🏠
4. Calendar and More 📅
5. Highlights and Celebrations 📢
6. Character Education 🏆
7. Buddy share 💙
8. Recess _ Learning Break 🏆

Group A 🌙 🔒

Group B 🌳 🔒

Group C ⭐

Group D ☀️

August 5, 2020

Gerri Gillespy 8/5 5:25 PM



Welcome to the world of Kindergarten




So excited to have you here -
Use Flipgrid to share a welcome video to your class and to show families how to utilize the tool.
Class Schedule:




Gerri G.'s Video
Check out this Shorts Video!
shorts.flipgrid.com

**Daily messages and
Instructions to welcome
students**




Microsoft EDU Tools:


Tool:	Use it for:	Why it matters:
<p>Class/Staff Notebooks</p>  The icon for OneNote Class Notebooks, featuring a purple notebook with the OneNote logo and the text 'Class Notebooks'. Below the notebook are three circular icons representing 'Content Library', 'Student Notebooks', and 'Collaboration Space'.	<p>Organization for content, materials, and learning resources to monitor student learning-possibilities are endless</p>	<ul style="list-style-type: none">• Teacher-Student or Admin-Staff interactive digital binder• Distribute resources or materials using content library• Private space shared between the teacher and each individual student to provide feedback and monitor progress• Learning tools for equity and access
<p>Forms</p>  The icon for Microsoft Forms, showing a green square with a white 'F' and a checklist icon.	<p>Collect data, formative assessment, polls, collect files</p>	<ul style="list-style-type: none">• Create surveys, quizzes, and polls• Easily see results in real-time• Can be used within other Office 365 programs, such as Teams, Excel, Sway, PowerPoint and Stream
<p>PowerPoint</p>  The icon for Microsoft PowerPoint, showing a red square with a white 'P' and a red circle.	<p>Instructional support, assessment, creative thinking, digital storytelling, presentations and communication</p>	<ul style="list-style-type: none">• Create presentations for blended learning models• Record messages and tips for students• PowerPoint Live for personalized audience experiences• Integrates with Forms to gather data and check for understanding






Microsoft EDU Tools:



Universal tools for engagement, collaboration, and problem-solving

Tool:	Use it for:	Why it matters:
Minecraft for Education 	Instructional support, assessment, creative thinking, digital storytelling, computational thinking and problem solving	<ul style="list-style-type: none">• Designed specifically for the classroom• Tools that promote and enhance curriculum learning and pedagogical practice• Safe and secure using 0365 credentialing,• Built in Code Builder. Teach and learn JavaScript and Python at the touch of a single button.• Brings computer science to a platform students are already familiar with and confident in and apply code and computational thinking to the tools they already use.
Microsoft Whiteboard 	Instructional support, collaboration, project-based work, formative assessment, presentation of share work	<ul style="list-style-type: none">• A digital canvas for to work collaboratively sharing ideas, work, and content.• Enables educators to prepare lessons in advance to present for students in Teams• Can include, documents, images, and open ink space with a choice of backgrounds to draw and annotate.• Great for class discussions and student share of ideas
Sway 	Instructional support, assessment, creative thinking, digital storytelling, interactive newsletters	<ul style="list-style-type: none">• Create and share interactive presentation or stories for communication• Combine text, images, videos, and other media in one place for sharing resources and information• Shares easily using external links on all computer and mobile devices







Microsoft EDU Tools:

Tool:	Use it for:	Why it matters:
Stream 	Video platform and storage, assessment, instructional support	<ul style="list-style-type: none">• Share videos of class meetings, trainings, or other presentations• Channels integrate in class teams• Stores videos internally to support instruction for staff and students
Translator for Education 	Communication and instructional support	<ul style="list-style-type: none">• Provides live captioning and translation• Added to Office 365 programs to support communication for presentations, conversations, and meetings• Assistive technology using Office 365 tools
Immersive Reader 	Accessibility and instructional support embedded throughout Office EDU products.	<ul style="list-style-type: none">• Inclusive education tools that give students personalized access to their curriculum, optimize teacher time, and improve learning outcomes.



Microsoft EDU Tools:

Tool:	Use it for:	Why it matters:
Power Automate 	Productivity at scale, automation of tasks	<ul style="list-style-type: none">• Create automated workflows between your 365 apps and services to synchronize files, get notifications, collect data and get approvals.• Can be utilized in automated systems to approve requests, send feedback from instructional rounds, gather data from patrons and alert appropriate staff.
Bookings 	Productivity, scheduling meetings, calendar support	<ul style="list-style-type: none">• Tool used to schedule and manage appointments or meetings inside and outside your organization.• Schedule Teacher/Parent/Guardian meetings
Power BI 	Sort, analyze, and present data	<ul style="list-style-type: none">• Create collaborative, dynamic, and engaging dashboards to review and evaluate data• Could be used to share data in multi-tiered systems of support, progress monitoring, and assessment analysis



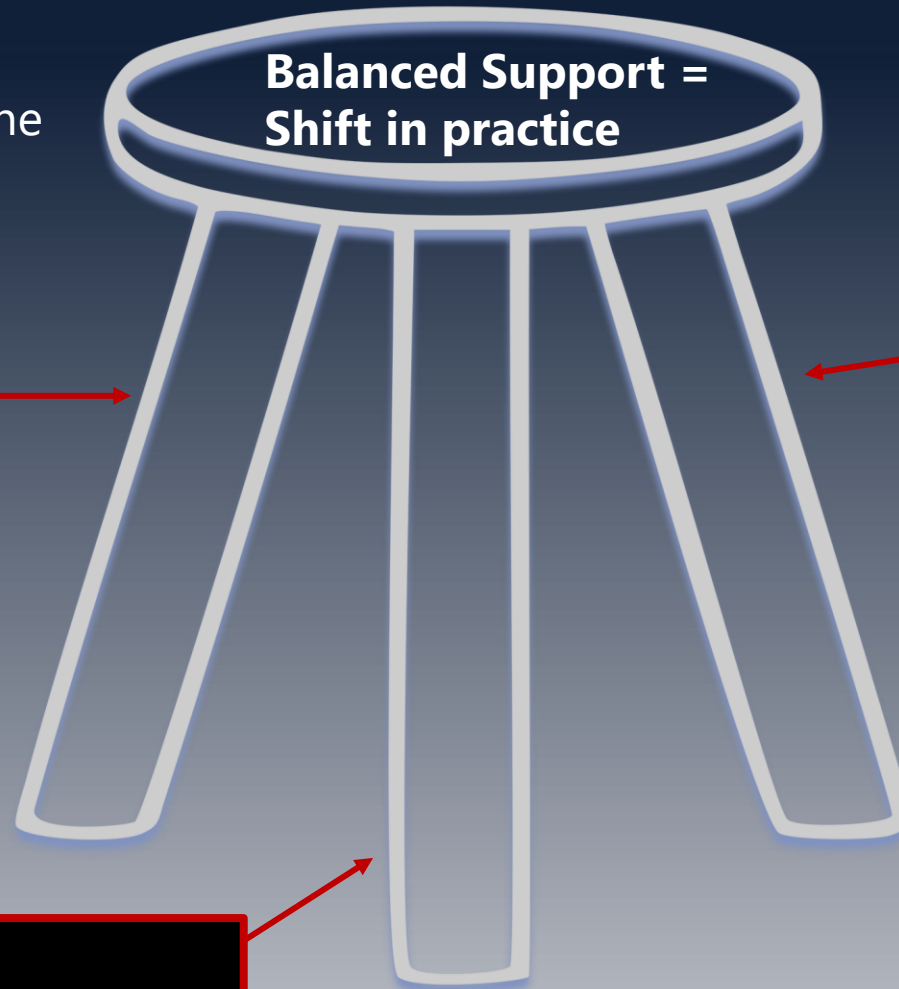
3. Training and Support

- ❑ Participate in offered training sessions through your school or local agency, in addition to using available resources like the [virtual training sessions at the Microsoft stores](#)
- ❑ Utilize courses on the [Microsoft Education Center](#), subscribe to the [Microsoft Education Channel](#) on YouTube, demonstrations on [#MSFTEngageEDU](#), or use the [Flipgrid resources](#) to discover training videos or resources.
- ❑ Review [Learning Paths](#) in Microsoft Education Center
- ❑ Join internal or external communities of support
 - ✓ Internal communities
 - ✓ Microsoft Innovative Educator (MIE) Twitter group
 - ✓ Enable Remote Learning community
 - ✓ Flipgrid Community - #Gridpals



Balanced Support:

Using Microsoft Tools in application from the classroom to home and back



Direct Instruction / Training Sessions:

- Webinars/Presenter Courses
- MS virtual events
- MS Stores

Just in Time / Point in Need:

- Microsoft Communities
- Office Hours
- 1:1 Meetings
- Support teams
- Follow-up tasks and appointments

On Demand / Self – Guided:

- Online Microsoft videos
- Support Center Documents
- YouTube Microsoft Education Channel
- Microsoft Educator Center

Virtual training sessions at the Microsoft stores

Find the event for you

Your time zone (UTC-07:00) Mountain Time (US & Canada)

☆ All 🎓 Students 👩‍🏫 Teachers 📧 Professionals 🎮 Gamers

Topic

Date

< 1 2 >

Results (1 - 24 of 47)

Arts and Digital Crafts with Paint 3D (Safari Theme)



Thursday, August 13, 2020
9:30 AM - 11:00 AM (Mountain Standard Time)

Topics: Applications, Business, Creative

Microsoft Teams Training for Teachers - Online Classes and Lectures with your Students Level 200



Thursday, August 13, 2020
11:00 AM - 12:00 PM (Mountain Standard Time)

Topics: Windows 10, Office 365, Microsoft 365

VIRTUAL TRAINING: Microsoft Teams for education - 100 level



Thursday, August 13, 2020
12:00 PM - 1:00 PM (Mountain Standard Time)


Topics: Office 365, Microsoft 365

Microsoft Microsoft 365 Office Windows Surface Xbox Deals Support

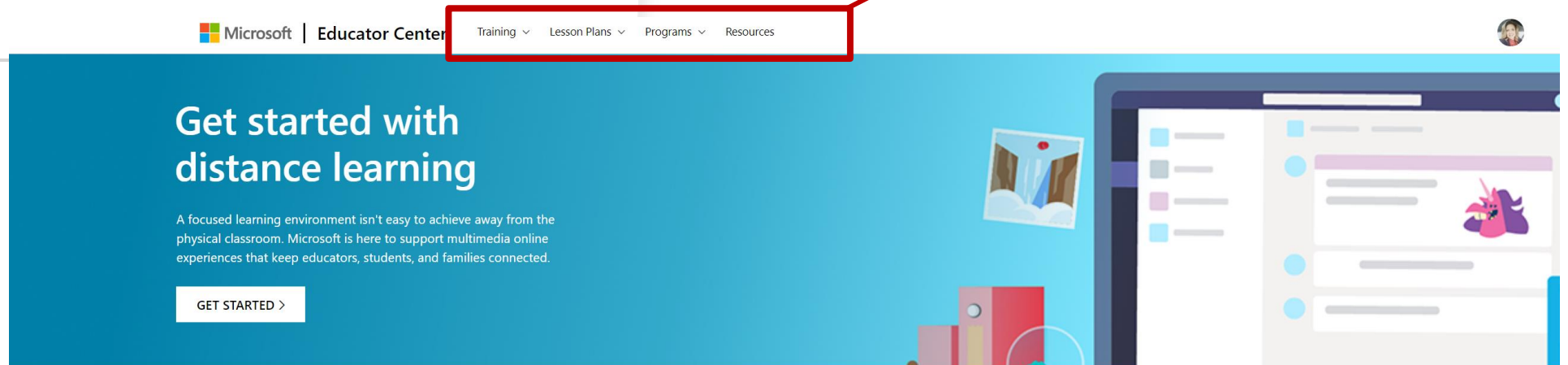
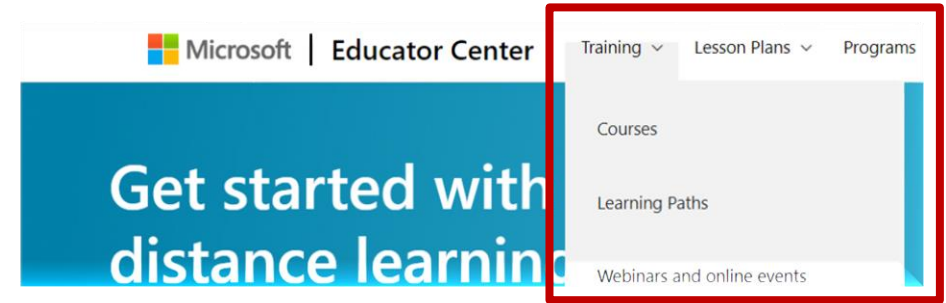
[Home](#) / Virtual Communities

Virtual workshops and training

Our interactive virtual workshops and training sessions are taught live by Microsoft Store associates for an in-person experience—wherever you are.



Microsoft Education Center





Find resources to help you stay connected and in touch with your students and families while learning continues. >



Gillespy Geri

Profile

Completed

[Redeem code](#) [View transcripts](#)



MIE Master Trainer 2019-2020
Completed on: 10/1/2019



MIE Trainer 2019-2020
Completed on: 10/1/2019



Windows 10 Anniversary Update
Completed on: 9/30/2019



Welcome to Blended, Personalized Learning!
Completed on: 9/30/2019
[View details and certificate](#)



Hack the Classroom June 2019
Completed on: 9/9/2019



Microsoft Innovative Educator Fellow 2019-2020
Completed on: 9/4/2019



Microsoft Innovative Educator Expert 2019-2020
Completed on: 8/8/2019
[View details and certificate](#)



Make what's next
Completed on: 8/8/2019



Twitter Publicist
Completed on: 6/26/2019

School Leaders

Professional learning designed for school leaders

1 Windows 10 for Education

3 Transform Learning with Microsoft Teams

Advanced

Experienced using technology in the classroom for transformative learning experiences

23 21st Century Learning Design: #1 Intro

25 21st Century Learning Design: #3 Skilled

Intermediate

Some experience using technology in the classroom to support learning objectives

12 Crafting a collaborative learning environment with Class Teams

14 OneNote Staff Notebook: Tools for staff collaboration

16 Streamline efficiency with Office 365 apps

Beginner

No experience using technology in the classroom to support learning objectives

1 Digital citizenship



2 Introduction to Inclusive Digital Literacy

3 Transform Learning With Microsoft Teams



4 Getting Started with OneNote



5 Engage and Amplify with Flipgrid



6 Microsoft Forms: Creating authentic assessments

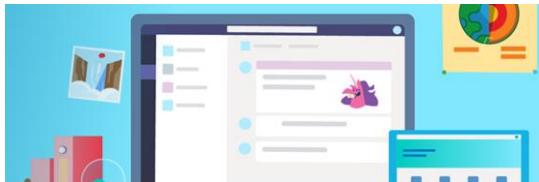


Educator Programs available

Microsoft Innovative Educator (MIE) Programs



Learning Paths available in Microsoft Education Center



Minecraft Education Edition

Practical experience using technology in the classroom for impactful Minecraft learning experiences

1 Minecraft: Education Edition Introduction to Game-Based Learning

7 Minecraft Apply in the Classroom: Collaborative Gameplay

2 Minecraft Learn to Play: Placing First Blocks

8 Minecraft Apply in the Classroom: Classroom Readiness

STEM



Need Help? We're here for you.

🔍 Search

Popular help topics: [Groups and Topics](#), [hiding student videos](#), [delete video](#)



Profile

Integrations

Achievements

Help Center

Log out

★ Most Popular Help Articles

Getting Started: Educators

Getting Started: Students

Flipgrid is Free!

How to Record and Submit Your Video



Search

The Flipgrid Blog

Explore helpful tips and tricks and stay up to date with the latest from the community.

 Latest

 Trending

 Features


 Community

 Ideas

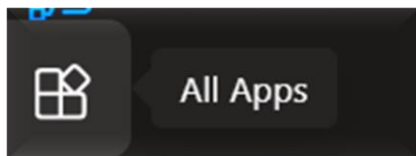
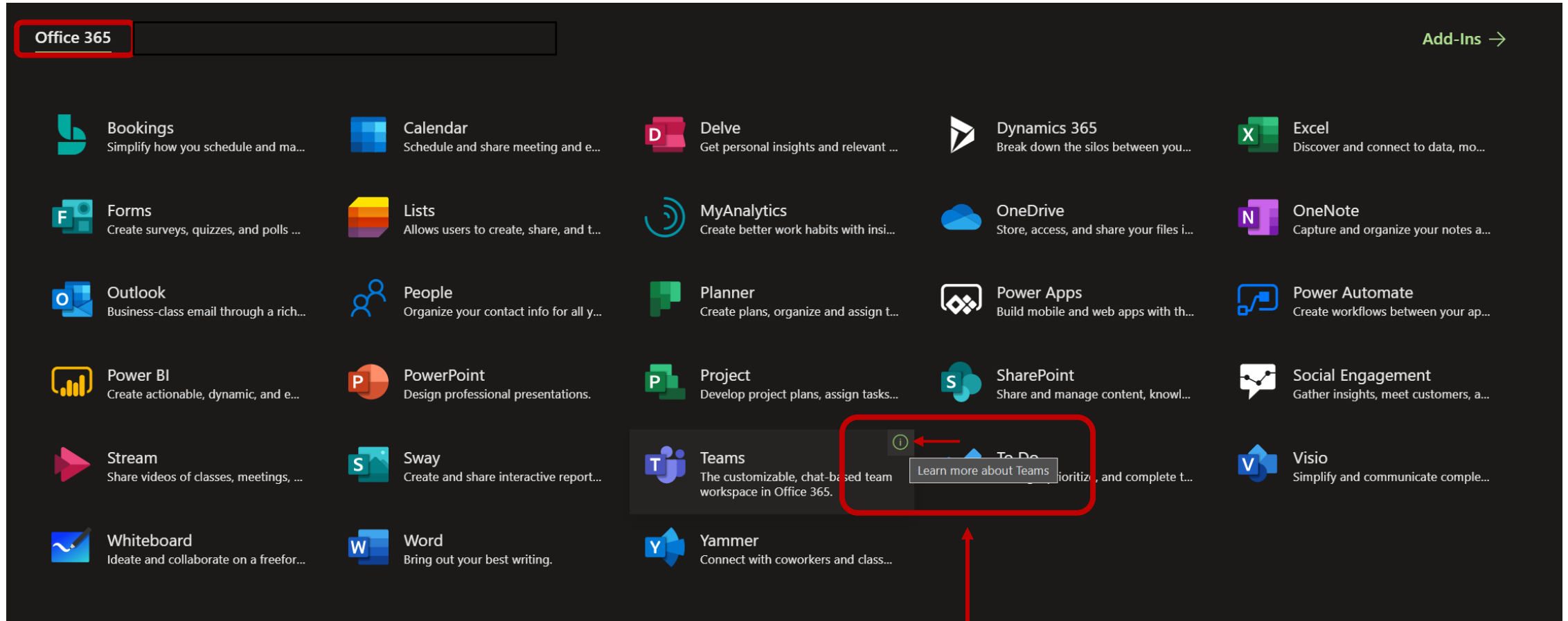
 Stories

August Updates

July 28, 2020

Hello, Flipgrid Family!  We have many exciting updates we're bringing to you in August. [Educator Innovation Week](#) is coming soon, the all-new Flipgrid begins rolling out August 5, and we have even more updates and surprises in store...

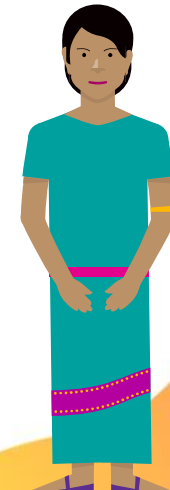





Dr. Geri Tip...



From your "All Apps" on the home page for Office 365 (www.office.com), end-users can reach the support training center for each product by selecting the information symbol ⓘ when hovering over the application.

4. Communication and Sharing

- ❑ Use **Flipgrid**, **Teams meetings**, **[Live Events \(Link\)](#)**, **Sway interactive newsletters**, to communicate with students and families:
 - ✓ Create a **Flipgrid** to welcome students and families back, as well as information on re-entry plans for the beginning of the school year
 - ✓ Develop a **[Sway interactive newsletter](#)** to share new procedures or policies
 - ✓ Schedule **Teams meetings** with parents or families as needed to welcome students with individual needs.
 - ✓ Share resources with students and families as needed, such as the Teams Family guide
 - ✓ **[Teams Family Guide – PDF](#)**
 - ✓ **[Teams Family Guide – Printable version](#)**
 - ✓ **[Teams Family Guide – PowerPoint](#)** (To download and customize as needed)





Flipgrid

**Microsoft tools and resources for
communication and building community**



5. Next Steps and Support

❑ Engage and keep learning:

- ✓ Utilize external Microsoft community engagement opportunities to support staff and families
 - [Enable Remote Learning community](https://aka.ms/JoinRemoteLearningCommunity) - <https://aka.ms/JoinRemoteLearningCommunity>
 - [Educators Insider Program – Learn More](#)
- ✓ Participate in follow-up training sessions and deeper learning opportunities.
- ✓ Use social media to share ideas and learn about new updates, such as [@Microsoft Edu](#) and [@Flipgrid](#)

❑ Provide opportunities for your students and families to continue to communicate and find resources beyond email.

- ✓ Use [Flipgrid](#) to create a space to communicate and gather further questions or information from families in your community.
- ✓ Use [Teams Meetings](#) to check-in with students and families to share information or support learning.
- ✓ Create a [Sway](#) newsletter with links to resources and materials



Community Connections



Join the Community...

Enable Remote Learning Community:

- An extended professional learning network that includes live events, webinar resources, shared documentation, and so much more to support Educators and IT Administrators around the world.

[Join the Enable Remote Learning Community Today](#)

EDU Insider Program:



- Access an exclusive IT professional community, hosted on Microsoft Teams, for questions, best practices, and engagement with peers in school districts around the world. Participate in monthly product calls with MS engineers and product managers, stay connected to roadmap updates and previews and help guide future product development.

[Join the EDU Insiders Program Today \(NDA & M365 EDU deployment required\)](#)



Have Empathy not Sympathy

There is so much at stake





Microsoft EDU

Mission:

*Empowering every student
on the planet to achieve
more...*

**Join us for a Follow
up discussion...**